


**Shareholding Pattern under Regulation 31 of SEBI (Listing Obligations and Disclosure Requirements) Regulations, 2015**

1	Name of Listed Entity: The Swastik Safe Deposit & Investments Limited
2	Scrip Code/Name of Scrip/Class of Security: BSE: 501386, DSE: 19283 / Equity Shares
3	Share Holding Pattern Filed under: Reg. 31(1)(b) for the Quarter ended on 31st December, 2015
4	Declaration: The Listed entity is required to submit the following declaration to the extent of submission of information:-

Particulars	Yes*	No*
1 Whether the Listed Entity has issued any partly paid up shares?		No
2 Whether the Listed Entity has issued any Convertible Securities or Warrants?		No
3 Whether the Listed Entity has any shares against which depository receipts are issued?		No
4 Whether the Listed Entity has any shares in locked-in?		No
5 Whether any shares held by promoters are pledge or otherwise encumbered?		No

\* If the Listed Entity selects the option 'No' for the questions above, the columns for the partly paid up shares, Outstanding Convertible Securities/Warrants, depository receipts, locked-in shares, No of shares pledged or otherwise encumbered by promoters, as applicable, shall not be displayed at the time of dissemination on the Stock Exchange website. Also wherever there is 'No' declared by Listed Entity in above table the values will be considered as 'Zero' by default on submission of the format of holding of specified securities.

The Swastik Safe Deposit & Investments Limited  
  
 Jitesh Agarwal  
 Company Secretary  
 FCS-6899


**The Swastik Safe Deposit & Investments Limited**  
**Table 1 - Summary Statement holding of specified securities**

Category	Category of shareholder	Number of shareholders	No. of fully paid up equity shares held	No. of Party equity shares held	No. of shares underlying Depository Receipts	Total nos. shares held	Shareholding as a % of total no. of shares (calculated as per SCRR, 1957)	Number of Voting Rights held in each class of securities		No. of Shares Underlying Outstanding convertible securities (including securities)	Shareholding, as a % assuming full conversion of convertible securities (XI) = (VII)+(X) As a % of	Number of Locked in shares		Number of Shares pledged or otherwise encumbered	Number of equity shares held in dematerialised form
								No of Voting Rights	Total			No. (a)	As a % of total Shares held(b)		
(i)	(ii)	(iii)	(iv)	(v)	(vi)	(vii) = (iv)+(v)+(vi)	(viii) As a % of (A+B+C2)	(ix)		(x)	(xi) = (vii)+(x) As a % of	(xii)	(xiii)	(xiv)	
(A)	Promoter & Promoter Group	103	178535	0	0	178535	74.39	178535	0	178535	74.39	0	0.0000	0	0.0000
(B)	Public	294	61465	0	0	61465	25.61	61465	0	61465	25.61	0	0.0000	0	0.0000
(C)	Non Promoter - Non Public	0	0	0	0	0	0.00	0	0	0	0.00	0	0.0000	0	0.0000
(C1)	Shares Underlying DRs	0	0	0	0	0	0.00	0	0	0	0.00	0	0.0000	0	0.0000
(C2)	Shares Held By Employee Trust	0	0	0	0	0	0.00	0	0	0	0.00	0	0.0000	0	0.0000
	Total	397	240000	0	0	240000	100.00	240000	0	240000	100.00	0	0.0000	0	0.0000

Note:

(1) All the 1,78,535 Shares held by Promoters are under dematerialisation process.

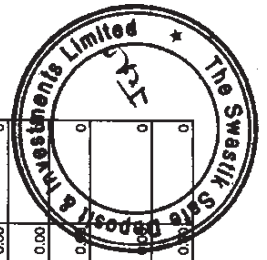
(2) Out of the total number of shareholders under 'Promoter and Promoter Group', the actual number of folios who are holding shares is only 1. The remaining number of folios i.e. 102 are entities belonging to the promoter group but not holding any shares in the Company. Consequently, out of the total number of shareholders (i.e. aggregate of 'Promoter and Promoter Group' and 'Public'), the actual number of folios who are holding shares is 295.



The Swastik Safe Deposit & Investments Limited

Table II (VIIa)- Statement showing shareholding pattern of the Promoter and Promoter Group

Category	Category & Name of shareholders PAN	Nos. of shareholders	No. of fully paid up equity shares held	No. of equity shares held	No. of shares underlying Depository Receipts	Total nos. shares held (IV)+(V)+(VI)	Shareholding as a % of total no. of shares (calculate as per SCRR, 1957)	Number of Voting Rights held in each class of securities		No. of Shares Underlying Outstanding convertible securities (including securities)	Shareholding, as a % assuming full conversion of convertible securities (XII) = (VII)+(X) As a % of (XIII)	Number of Locked in shares	Number of Shares pledged or otherwise encumbered		Number of equity shares held in dematerialised form		
								No. of Voting Rights	Total as a % of (A+B+C)				No. (a)	As a % of total Shares held(b)		No. (a)	As a % of total Shares held(b)
(i)	(ii)	(iii)	(iv)	(v)	(vi)	(vii) = (iv)+(v)+(vi)	(viii) As a % of (A+B+C2)	(ix)	(x)	(xi)	(xii)	(xiii)	(xiv)				
1	Indian																
(a)	Individuals / Hindu Undivided Family																
	Mr. Ajay G. Piramal	30	0	0	0	0	0.00	0	0	0.00	0	0	0	0.00	0	0	
	Dr. (Mrs.) Swati A. Piramal	1	0	0	0	0	0.00	0	0	0.00	0	0	0	0.00	0	0	
	Mr. Anand Piramal	1	0	0	0	0	0.00	0	0	0.00	0	0	0	0.00	0	0	
	Mrs. Nandini Piramal	1	0	0	0	0	0.00	0	0	0.00	0	0	0	0.00	0	0	
	Mrs. Lalita G. Piramal	1	0	0	0	0	0.00	0	0	0.00	0	0	0	0.00	0	0	
	Mr. Peter DeYoung	1	0	0	0	0	0.00	0	0	0.00	0	0	0	0.00	0	0	
	Mrs. Anya Piramal DeYoung	1	0	0	0	0	0.00	0	0	0.00	0	0	0	0.00	0	0	
	Master Dev Piramal DeYoung	1	0	0	0	0	0.00	0	0	0.00	0	0	0	0.00	0	0	
	Mr. Ajay G. Piramal (Karta of Ajay G Piramal HUF)	1	0	0	0	0	0.00	0	0	0.00	0	0	0	0.00	0	0	
	Mr. Ajay G. Piramal (Karta of Gopikishan Piramal HUF)	1	0	0	0	0	0.00	0	0	0.00	0	0	0	0.00	0	0	
	Central Government / State Government(s)	0	0	0	0	0	0.00	0	0	0.00	0	0	0	0.00	0	0	
(b)	Government(s)	0	0	0	0	0	0.00	0	0	0.00	0	0	0	0.00	0	0	
(c)	Financial Institutions / Banks	0	0	0	0	0	0.00	0	0	0.00	0	0	0	0.00	0	0	
(d)	Any Other (Specify)	93	178535	0	0	178535	74.39	0	0	0.00	0	0	0	0.00	0	0	
	Bodies Corporate	93	178535	0	0	178535	74.39	0	0	0.00	0	0	0	0.00	0	0	
	Piramal Corporate Services Limited	1	178535	0	0	178535	74.39	0	0	0.00	0	0	0	0.00	0	0	
	AASAN Developers & Constructors Pvt. Ltd	1	0	0	0	0	0.00	0	0	0.00	0	0	0	0.00	0	0	
	AALCA7980P	1	0	0	0	0	0.00	0	0	0.00	0	0	0	0.00	0	0	
	Adelwise Investments Pvt. Ltd.	1	0	0	0	0	0.00	0	0	0.00	0	0	0	0.00	0	0	
	Alcstar Fincom Pvt. Ltd.	1	0	0	0	0	0.00	0	0	0.00	0	0	0	0.00	0	0	
	Alpex Holdings Pvt. Ltd.	1	0	0	0	0	0.00	0	0	0.00	0	0	0	0.00	0	0	
	Alpex InfraConstructors Pvt. Ltd.	1	0	0	0	0	0.00	0	0	0.00	0	0	0	0.00	0	0	
	Alpex Corporate Services and Merchandising Pvt. Ltd. (formerly Alpex Corporate Services Pvt. Ltd.)	1	0	0	0	0	0.00	0	0	0.00	0	0	0	0.00	0	0	
	Cadexu Laboratories Pvt. Ltd.	1	0	0	0	0	0.00	0	0	0.00	0	0	0	0.00	0	0	
	Float Developers Pvt. Ltd.	1	0	0	0	0	0.00	0	0	0.00	0	0	0	0.00	0	0	
	AASAN Info Solutions (India) Ltd. (formerly Flashnet Info Solutions (India) Ltd.)	1	0	0	0	0	0.00	0	0	0.00	0	0	0	0.00	0	0	
	Gerah Enterprises Pvt. Ltd.	1	0	0	0	0	0.00	0	0	0.00	0	0	0	0.00	0	0	
	Gerbe Developers Pvt. Ltd.	1	0	0	0	0	0.00	0	0	0.00	0	0	0	0.00	0	0	
	Glider Buildcon Realtors Pvt. Ltd.	1	0	0	0	0	0.00	0	0	0.00	0	0	0	0.00	0	0	
	IndiaVenture Advisors Pvt. Ltd.	1	0	0	0	0	0.00	0	0	0.00	0	0	0	0.00	0	0	
	Kanvalya Education Foundation	1	0	0	0	0	0.00	0	0	0.00	0	0	0	0.00	0	0	
	PRL Agastya Pvt. Ltd. (formerly Neptune Realtors Pvt. Ltd.)	1	0	0	0	0	0.00	0	0	0.00	0	0	0	0.00	0	0	
	Nicholas Piramal Pharma Pvt. Ltd.	1	0	0	0	0	0.00	0	0	0.00	0	0	0	0.00	0	0	







**The Swastik Safe Deposit & Investments Limited**

**Table III - Statement showing shareholding pattern of the Public shareholder**

Category	Category & Name of shareholders	PAN	(i)	(ii)	(iii)	(iv)	(v)	(vi)	(vii) = (iv)+(v)+(vi)	Shareholding as a % of total shares held (calculate as per SCRR, 1957)	Number of Voting Rights held in each class of securities		No. of Shares Underlying Outstanding convertible securities (including securities assuming full conversion)	Number of Locked in shares		Number of Shares pledged or otherwise encumbered	Number of equity shares held in dematerialised form
											No of Voting Rights	% of (A+B+C)		No. (a)	As a % of total Shares held(b)		
			(i)	(ii)	(iii)	(iv)	(v)	(vi)	(vii)	(viii) As a % of (A+B+C2)	(ix) = (vii)+(viii)	(x)	(xi) = (ix)+(x)	(xii)	(xiii)	(xiv)	
1	Institutions																
(a)	Mutual Fund		0	0	0	0	0	0	0	0.0000	0	0	0	0	0.0000	0	0.0000
(b)	Venture Capital Funds		0	0	0	0	0	0	0	0.0000	0	0	0	0.0000	0	0.0000	
(c)	Alternate Investment Funds		0	0	0	0	0	0	0	0.0000	0	0	0	0.0000	0	0.0000	
(d)	Foreign Venture Capital Investors		0	0	0	0	0	0	0	0.0000	0	0	0	0.0000	0	0.0000	
(e)	Foreign Portfolio Investor		0	0	0	0	0	0	0	0.0000	0	0	0	0.0000	0	0.0000	
(f)	Financial Institutions / Banks		0	0	0	0	0	0	0	0.0000	0	0	0	0.0000	0	0.0000	
(g)	Insurance Companies		0	0	0	0	0	0	0	0.0000	0	0	0	0.0000	0	0.0000	
(h)	Provident Funds / Pension Funds		0	0	0	0	0	0	0	0.0000	0	0	0	0.0000	0	0.0000	
(i)	Any Other (Specify)		0	0	0	0	0	0	0	0.0000	0	0	0	0.0000	0	0.0000	
	Sub Total (B)(1)																
2	Central Government/ State Government(s)/ President of India		0	0	0	0	0	0	0	0.0000	0	0	0	0.0000	0	0.0000	0
	Sub Total (B)(2)																
3	Non-Institutions																
(a)	Individuals																
	i. Individual shareholders holding nominal share capital up to Rs. 2 lakhs.		290	57111	0	0	0	0	57111	23.7963	0	0	0	0.0000	0	0.0000	295
	ii. Individual shareholders holding nominal share capital in excess of Rs. 2 lakhs.		0	0	0	0	0	0	0	0.0000	0	0	0	0.0000	0	0.0000	0
(b)	NBFCs registered with RBI		0	0	0	0	0	0	0	0.0000	0	0	0	0.0000	0	0.0000	0
(c)	Employee Trusts		0	0	0	0	0	0	0	0.0000	0	0	0	0.0000	0	0.0000	0
(d)	Overseas Depositories/holding DRs (balancing figure)		0	0	0	0	0	0	0	0.0000	0	0	0	0.0000	0	0.0000	0
(e)	Any Other (Specify)		4	4354	0	0	0	4354	1.8142		0	0	0	0.0000	0	0.0000	5
	Hindu Undivided Family		1	5	0	0	0	5	0.0021		0	0	0	0.0000	0	0.0000	5
	Bodily Corporate		3	4349	0	0	0	4349	1.8121		0	0	0	0.0000	0	0.0000	0
	Sub Total (B)(3)		294	61465	0	0	0	61465	25.6104		0	0	0	0.0000	0	0.0000	300
	Total Public Shareholding (B) = (B)(1)+(B)(2)+(B)(3)		294	61465	0	0	0	61465	25.6104		0	0	0	0.0000	0	0.0000	300



**The Swastik Safe Deposit & Investments Limited**  
**Table IV - Statement showing shareholding pattern of the Non Promoter- Non Public shareholder**

Category	Category & Name of shareholders	PAN	Nos. of shareholders	No. of fully paid up equity shares held	No. of Party equity shares held	No. of shares underlying Depository Receipts	Total nos. shares held	Shareholding as a % of total no. of shares (calculated as per SCRR, 1957)	Number of Voting Rights held in each class of securities			No. of Shares Underlying Outstanding convertible securities (including securities)	Shareholding, as a % assuming full conversion of convertible securities (X) = (VII)+(X) As a % of (A+B+C2)	Number of Locked in shares		Number of Shares pledged or otherwise encumbered		Number of equity shares held in dematerialized form
									No of Voting Rights	Total as a % of (A+B+C)	Total			No. (a)	As a % of total Shares held(b)	No. (b)	As a % of total Shares held(b)	
1	Custodian/DR Holder Employee Benefit Trust (under SEBI (Share based Employee Benefit) Regulations, 2014)	(ii)	(iii)	(iv)	(v)	(vi)	(vii) = (iv)+(v)+(vi)	(viii) As a % of (A+B+C2)	(ix)	(x)	(xi)+(x)	(xii)	(xiii)	(xiv)	(xv)	(xvi)	(xvii)	(xviii)
2	Total Non-Promoter- Non Public Shareholding (C) = (C1)+(C2)																	

